

Introductory sub-table 1(i)(a)

Name of the Company : JAGATJIT INDUSTRIES LIMITED

Scrp Code, Name of the scrip, class of security : 507155, JAGATJITIND, Equity share

Quarter ended : 31.03.2014

Partly paid-up shares:-	No. of partly paid-up shares	As a % of total no. of partly paid-up shares	
		As a % of total no. of shares of the company	As a % of total no. of shares of the company
Held by promoter/promoter group	0	0	0
Held by public	0	0	0
Total - D	0	0	0

Outstanding convertible securities:-	No. of outstanding securities	As a % of total no. of outstanding convertible securities	
		As a % of total no. of shares of the company, assuming full conversion of the convertible securities	As a % of total no. of shares of the company, assuming full conversion of the convertible securities
Held by promoter/promoter group	0	0	0
Held by public	0	0	0
Total - E	0	0	0

Warrants:-	No. of warrants	As a % of total no. of warrants	
		As a % of total no. of shares of the company, assuming full conversion of warrants	As a % of total no. of shares of the company, assuming full conversion of warrants
Held by promoter/promoter group	0	0	0
Held by public	0	0	0
Total - F	0	0	0

Total paid-up capital of the company, assuming full conversion of warrants and convertible securities (Grand Total (A+B+C+ D+E+F))

46148112




Statement Showing Shareholding Pattern

Table (I)(a)


Quarter ended : 31.03.2014

Category code	Category of Shareholder	Number of Shareholders	Total number of shares	Number of shares held in dematerialized form	Total shareholding as a percentage of total number of shares		Number of shares	Shares Pledged or otherwise encumbered
					As a percentage of (A+B) ¹	As a percentage of (A+B+C)		
(I)	(II)	(III)	(IV)	(V)	(VI)	(VII)	(VIII)	(IX) = (VIII)/(IV)*100
(A)	Shareholding of Promoter and Promoter Group ²							
1	Indian							
(a)	Individuals/ Hindu Undivided Family	3	606696	606596	2.90	1.31		
(b)	Central Government/ State Government(s)							
(c)	Bodies Corporate	9	14088612	11588612	67.29	30.53		
(d)	Financial Institutions/ Banks							
(e)	Any Others(Specify)							
	Sub Total(A)(1)	12	14695308	12195208	70.18	31.84		
2	Foreign							
a	Individuals (Non-Residents Individuals/ Foreign Individuals)	1	100	100	0.00	0.00		
b	Bodies Corporate (OCB)	1	1003800		4.79	2.18		
c	Institutions							
d	Any Others(Specify)							
	Sub Total(A)(2)	2	1003900	100	4.79	2.18		
	Total Shareholding of Promoter and Promoter Group (A)= (A)(1)+(A)(2)	14	15699208	12195308	74.98	34.02		



(B)	Public shareholding																			
1	Institutions																			
(a)	Mutual Funds/ UTI	2	1100	400					0.01			0.00								
(b)	Financial Institutions / Banks	5	2172	1272					0.01			0.00								
(c)	Central Government/ State Government(s)																			
(d)	Venture Capital Funds																			
(e)	Insurance Companies																			
(f)	Foreign Institutional Investors	1	200						0.00			0.00								
(g)	Foreign Venture Capital Investors																			
(h)	Any Other																			
	Sub-Total (B)(1)	8	3472	1672					0.02			0.01								
B 2	Non-institutions																			
(a)	Bodies Corporate	146	1615098	1559957					7.71			3.50								
(b)	Individuals																			
	Individuals - i. Individual shareholders holding nominal share capital up to Rs 1 lakh	3845	1867114	1341469					8.92			4.05								
II	ii. Individual shareholders holding nominal share capital in excess of Rs. 1 lakh.	36	1536828	1301366					7.34			3.33								
(c)	Any Other																			
(c-i)	NRLs	43	216392	83542					1.03			0.47								
	Sub-Total (B)(2)	4070	5235432	4286334					25.00			11.34								
(B)	Total Public Shareholding	4078	5238904	4288006					25.02			11.35								
	TOTAL (A)+(B)	4092	20938112	16483314					100.00			45.37								
(C)	Shares held by Custodians and against which Depository Receipts have been issued																			
1	Promoter and Promoter Group *	1	25210000									54.63								
2	Public																			
	Sub-Total (C)	1	25210000									54.63								
	GRAND TOTAL (A) + (B) + (C)	4093	46148112	16483314								100.00								

* Please refer note No.1




Notes :

1. (i) The Company has made a GDR Issue of 1260500 GDRs with each GDR representing 20 underlying shares aggregating to 25210000 underlying shares. The GDRs have been issued to "The Bank of New York", the Depository. These GDRs donot carry voting rights, are not tradable on the stock exchanges and have not been converted into underlying equity shares as on date. These GDRs were owned by Late Sh. L.P. Jaiswal (NRI) Promoter of the Company, who expired on 11th August, 2005. In his 'Will' he has bequeathed these GDRs in favour of one of his sons Mr. Karamjit Jaiswal. A petition of probate of 'Will' was filed in the Hon'ble Delhi High Court in which objections have been filed by some parties and the matter is sub judice before the Hon'ble Delhi High Court.

(ii) In another matter, one of the shareholders has filed a suit challenging the issue of GDRs and the underlying shares thereto before the Hon'ble Bombay High Court. The Court in its interim order has ordered the parties to maintain the status quo in respect of the GDRs including dividend payable thereon.


2. Total Foreign shareholding (including 25210000 underlying shares to the GDRs) is 26430492 shares.

3. The Company has issued 2500000 equity shares of Rs.10 each with differential rights as to dividend and voting (NIL Dividend and 20 voting rights per share) under special series being a class apart to one of the Promoter Companies M/s. LPJ Holdings Private Limited (formerly known as L.P. Jaiswal & Sons Pvt. Ltd.). As these shares are of a class apart, these are not listed on the stock exchanges.




(1)(b) Statement showing holding of securities (including shares, warrants, convertible securities) of persons belonging to the category "Promoter and Promoter Group"

Sr. No.	Name of the shareholder	Details of Shares held			Encumbered shares (*)			Details of warrants			Details of convertible securities		Total shares (including underlying shares assuming full conversion of warrants and convertible securities) as a % of diluted share capital
		Number of shares held	As a % of grand total (A)+(B)+(C)	No.	As a percentage (V)=(N)/(III)*100	As a % of grand total (A)+(B)+(C) of sub clause (I)(a)	Number of warrants held	As a % total number of warrants of the same class	Number of convertible securities held	As a % total number of convertible securities of the same class			
(i)	(ii)	(iii)	(iv)	(v)	(vi)=(v)/(iii)*100	(vii)	(viii)	(ix)	(x)	(xi)	(xii)		
1	LPJ Holdings Pvt. Ltd.	7418648	16.08	0	0.00	0.00	0	0.00	0	0.00	16.08		
2	LPJ Holdings Pvt. Ltd. (Special Series Shares)	2500000	5.42	0	0.00	0.00	0	0.00	0	0.00	5.42		
3	Mr. Karamjit S. Jaiswal	531780	1.15	0	0.00	0.00	0	0.00	0	0.00	1.15		
4	Mr. Karamjit S. Jaiswal Jt with Mr. L.P. Jaiswal	100	0.00	0	0.00	0.00	0	0.00	0	0.00	0.00		
5	K. S. J. Finance & Holdings (P) Ltd.	1192256	2.58	0	0.00	0.00	0	0.00	0	0.00	2.58		
6	R. J. Shareholdings Pvt. Ltd.	576000	1.25	0	0.00	0.00	0	0.00	0	0.00	1.25		
7	S. J. Finance And Holdings (P) Ltd.	1130304	2.45	0	0.00	0.00	0	0.00	0	0.00	2.45		
8	Quick Return Inv. Company Ltd.	114904	0.25	0	0.00	0.00	0	0.00	0	0.00	0.25		
9	Double Durable Investments Ltd.	165500	0.36	0	0.00	0.00	0	0.00	0	0.00	0.36		
10	Fast Buck Inv. & Trading (P) Ltd.	988900	2.14	0	0.00	0.00	0	0.00	0	0.00	2.14		
11	Snowwhite Holdings Pvt. Ltd.	2100	0.00	0	0.00	0.00	0	0.00	0	0.00	0.00		
12	Mrs. Surjit Jaiswal	74816	0.16	0	0.00	0.00	0	0.00	0	0.00	0.16		
13	Mrs. Shakun Jaiswal (NRD)	100	0.00	0	0.00	0.00	0	0.00	0	0.00	0.00		
14	Orissa Holdings Ltd. (OCB)	1003800	2.18	0	0.00	0.00	0	0.00	0	0.00	2.18		
TOTAL		15699208	34.02	0	0.00	0.00	0	0.00	0	0.00	34.02		



(D)(c)(i) Statement showing holding of securities (including shares, warrants, convertible securities) of persons belonging to the category "Public" and holding more than 1% of the total number of shares

Sr. No.	Name of the shareholder	Number of shares held	Shares as a percentage of total number of shares {i.e., Grand Total (A)+(B)+(C) indicated in Statement at para (D)(a) above}	Details of warrants		Details of convertible securities		Total shares (including underlying shares assuming full conversion of warrants and convertible securities) as a % of diluted share capital
				Number of warrants held	As a % total number of warrants of the same class	Number of convertible securities held	% w.r.t total number of convertible securities of the same class	
1	Anand Rathi Share & Stock Brokers Limited	850071	1.84	NIL	NIL	NIL	NIL	1.84
2								
3								
4								
5								
6								
TOTAL		850071	1.84	NIL	NIL	NIL	NIL	1.84



(D)(c)(ii) Statement showing holding of securities (including shares, warrants, convertible securities) of persons (together with PAC) belonging to the category "Public" and holding more than 5% of the total number of shares of the company


Sr. No.	Name(s) of the shareholder(s) and the Persons Acting in Concert (PAC) with them	Number of shares	Shares as a percentage of total number of shares {i.e., Grand Total (A)+(B)+(C) indicated in Statement at para (D)(a) above}	Details of warrants		Details of convertible securities		Total shares (including underlying shares assuming full conversion of warrants and convertible securities) as a % of diluted share capital
				Number of warrants	As a % total number of warrants of the same class	Number of convertible securities held	% w.r.t total number of convertible securities of the same class	
1	NIL	NIL	NIL	NIL	NIL	NIL	NIL	NIL
2								
3								
4								
5								
6								
7								
8								
9								
10								
TOTAL								



us

(D)(d) Statement showing details of locked-in shares

Sr. No.	Name of the shareholder	Number of locked-in shares	Locked-in shares as a percentage of total number of shares {i.e., Grand Total (A)+(B)+(C) indicated in Statement at para (D)(a) above}
1	NIL	NIL	NIL
2			
3			
4			
5			
6			
7			
8			
9			
TOTAL			



(II)(a) Statement showing details of Depository Receipts (DRs)

Sr. No.	Type of outstanding DR (ADRs, GDRs, SDRs, etc.)	Number of outstanding DRs	Number of shares underlying outstanding DRs	Shares underlying outstanding DRs as a percentage of total number of shares {i.e., Grand Total (A)+(B)+(C) indicated in Statement at para (I)(a) above}
1	GDRs *	1260500	25210000	54.63
2				
3				
4				
5				
6				
7				
8				
9				
TOTAL		1260500	25210000	54.63

Please refer Note 1



(II)(b) Statement showing holding of Depository Receipts (DRs), where underlying shares held by "promoter/promoter group" are in excess of 1% of the total number of shares

Sr. No.	Name of the DR Holder	Type of outstanding DR (ADRs, GDRs, SDRs, etc.)	Number of shares underlying outstanding DRs	Shares underlying outstanding DRs as a percentage of total number of shares {i.e., Grand Total (A)+(B)+(C) indicated in Statement at para (I)(a) above}
1	Please refer Note 1 *	GDRs	25210000	54.63
2				
3				
4				
5				
6				
7				
TOTAL			25210000	54.63

* Subject to the order of the Hon'ble Delhi High Court.



(III) (a) Statement showing the voting pattern of shareholders, if more than one class of shares/securities is issued by the issuer.

(Give description of voting rights for each class of security)

Class X : Equity Shares
 Class Y : Equity Shares with Differential Voting Rights *
 Class Z : N.A.

Category (I)	Category of Shareholder (II)	Number of Voting Rights held in each class of securities			Total Voting Rights (III+IV+V) (VI)	Total Voting rights i.e. (VI)	
		Class X (III)	Class Y (IV)	Class Z (V)		As a percentage of (A+B) (VII)	As a percentage of (A+B+C) (VIII)
(A)	Promoter and Promoter Group						
(1)	Indian						
(a)	Individuals/Hindu Undivided Family	606696			606696	0.89	0.89
(b)	Central Government/State Government(s)						
(c)	Bodies Corporate *	11588612	50000000		61588612	89.99	89.99
(d)	Financial Institutions/Banks						
(e)	Any Other (specify)						
	Sub Total (A)(1)	12195308	50000000		62195308	90.88	90.88
2	Foreign						
(a)	Individuals (Non-Resident Individual/Foreign Individual)	100			100	0.00	0.00
(b)	Bodies Corporate	1003800			1003800	1.47	1.47
(c)	Institutions						
(d)	Any Other (specify)						
	Sub Total (A)(2)	1003900			1003900	1.47	1.47
	Total Shareholding of Promoter and Promoter Group (A)=(A)(1)+(A)(2)	13199208	50000000		63199208	92.35	92.35
(B)	Public Shareholding						
(1)	Institutions						
(a)	Mutual Funds/UTI	1100			1100	0.00	0.00
(b)	Financial Institutions/Banks	2172			2172	0.00	0.00
(c)	Central Government/State Government(s)						
(d)	Venture Capital Funds						
(e)	Insurance Companies						
(f)	Foreign Institutional Investors	200			200	0.00	0.00
(g)	Foreign Venture Capital Investors						
(h)	Any Other (specify)						
	Sub-Total (B)(1)	3472			3472	0.01	0.01



(2)	Non-institutions						
(a)	Bodies Corporate	1615098			1615098	2.36	2.36
(b)	Individuals-						
	i. Individual Shareholder holding nominal share capital up to Rs.1lakh	1867114			1867114	2.73	2.73
	ii. Individual Shareholder holding nominal share capital in excess of of Rs. 1 lakh	1536828			1536828	2.25	2.25
(c)	Any Other (NRI and Trust)	216392			216392	0.32	0.32
	Sub-Total (B)(2)	5235432			5235432	7.65	7.65
	Total Public Shareholding B= (B)(1)+(B)(2)	5238904			5238904	7.65	7.65
	Total (A)+(B)	18438112	50000000		68438112	100.00	100.00
(C)	Shares held by Custodians and against which Depository Receipts have been issued **						
1	Promoter and Promoter Group						
2	Public						
	Sub -Total (C)						
	GRAND TOTAL (A)+(B)+(C)	18438112	50000000		68438112	100.00	100.00

* Please refer note -3 under the head Notes

** Please refer note -1 under the head Notes

